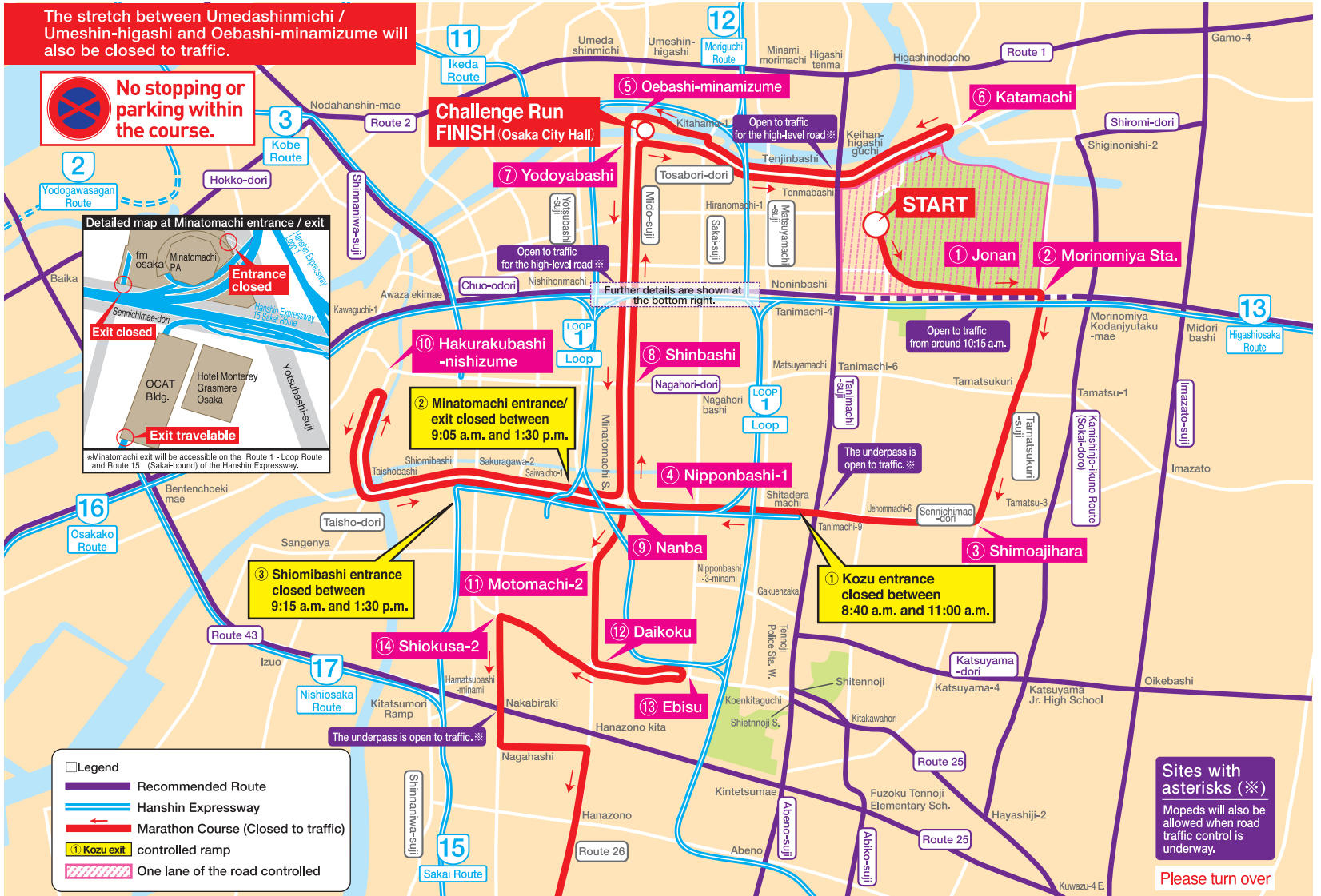




Traffic Controls to be imposed during the Osaka Marathon 2016

Sunday, October 30 2016

Restrictions apply (approximately)
7:30 a.m. – 4:30 p.m.
 You must not stop or park your vehicle within the course.



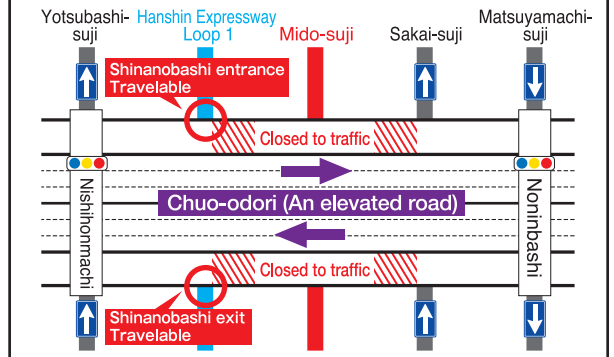
Street closure (course)		Controlled road	Time schedule (approximately)
Around Osaka Prefectural Head Office (Near Starting post)		One lane of the road controlled	7:30 a.m. – 10:00 a.m.
① Jonan	↔ ② Morinomiya Sta.	Whole road	8:40 a.m. – 10:15 a.m.
② Morinomiya Sta.	↔ ③ Shimoajihara	Whole road	8:40 a.m. – 10:15 a.m.
③ Shimoajihara	→ ④ Nipponbashi-1	Westbound	8:40 a.m. – 11:00 a.m.
⑤ Oebashi-minamizume	↔ ⑥ Katamachi	Whole road	8:40 a.m. – 12:20 p.m.
⑦ Yodoyabashi	↔ ⑧ Shinbashi	Whole road	8:40 a.m. – 12:45 p.m.
④ Nipponbashi-1	→ ⑨ Nanba	Westbound	8:40 a.m. – 1:30 p.m.
⑧ Shinbashi	↔ ⑨ Nanba	Whole road	8:40 a.m. – 1:30 p.m.
⑨ Nanba	↔ ⑩ Hakurakubashi-nishizume	Whole road	9:15 a.m. – 1:30 p.m.
⑨ Nanba	↔ ⑪ Motomachi-2	Whole road	9:25 a.m. – 2:00 p.m.
⑪ Motomachi-2	→ ⑫ Daikoku	Southbound	9:25 a.m. – 2:00 p.m.
⑬ Ebisu	↔ ⑭ Shiokusa-2	Whole road	9:25 a.m. – 2:00 p.m.
*Umedashinmichi / Umeshin-higashi	↔ ⑤ Oebashi-minamizume	Whole road	8:40 a.m. – 12:20 p.m.

*↔: The whole road will be closed to traffic. →: The direction shown by the arrow will be closed to traffic.
 *The controlled time is specified only as a guide and subject to change depending on the race situation.

On Sunday, October 30, neither pedestrians nor cyclists will be able to cross the race course. We apologize for the inconvenience and thank you for your cooperation.

Detailed traffic information between Nishihommachi and Nonimbashi

When crossing Mido-suji from east to west or vice versa, you are only allowed to cross from Nishihommachi intersection for eastward and Nonimbashi intersection for westward.



Contact information for inquiries

Secretariat of the Osaka Marathon Organization Committee (Traffic Control Contact Desk)
 [Tel] 06-6614-2811
 [Fax] 06-6614-2855
 [PC / Smartphone] <http://www.osaka-marathon.com/>
 Business hours: 10:00 a.m. – 7:00 p.m. (excluding Sat., Sun., and holidays)
 © Fri., Oct. 28 and Sat., Oct. 29, 2016/ 9:00 a.m. – 9:00 p.m.
 © Sun., Oct. 30, 2016/ 7:00 a.m. – 5:00 p.m.

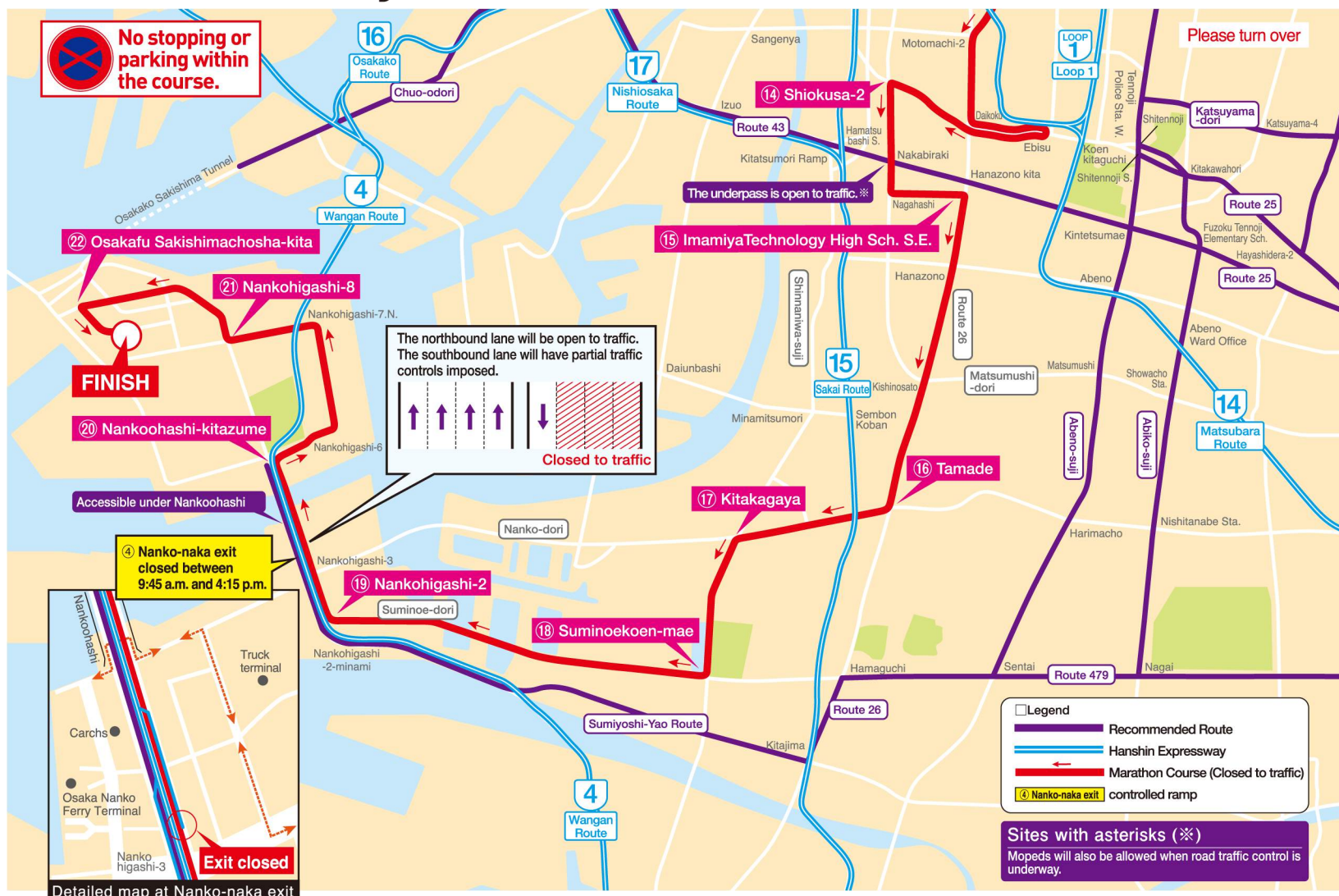




Traffic Controls to be imposed during the Osaka Marathon 2016

Sunday, October 30 2016

Restrictions apply (approximately)
7:30 a.m. – 4:30 p.m.
You must not stop or park your vehicle within the course.



Street closure (course)		Controlled road	Time schedule (approximately)	
⑭ Shiokusa-2	↔	⑮ Imamiya Technology High Sch. S.E.	Whole road	9:25 a.m. – 2:15 p.m.
⑯ Tamade	→	⑮ Imamiya Technology High Sch. S.E.	Northbound	9:35 a.m. – 2:30 p.m.
⑯ Tamade	→	⑰ Kitakagaya	Westbound	9:35 a.m. – 2:50 p.m.
⑱ Suminoekoen-mae	→	⑰ Kitakagaya	Northbound	9:35 a.m. – 2:50 p.m.
⑲ Nankohigashi-2	→	⑱ Suminoekoen-mae	Eastbound	9:45 a.m. – 3:30 p.m.
⑳ Nankoohashi-kitazume	⇒	⑲ Nankohigashi-2	Southbound lane will have traffic controls imposed.	9:45 a.m. – 3:45 p.m.
㉑ Nankohigashi-8	→	㉑ Nankoohashi-kitazume	Southbound	9:55 a.m. – 4:00 p.m.
㉑ Nankohigashi-8	↔	㉒ Osakafu Sakishimachosha-kita	Whole road	9:55 a.m. – 4:30 p.m.
㉒ Osakafu Sakishimachosha-kita	↔	INTEX OSAKA (Finish line)	Whole road	9:55 a.m. – 4:30 p.m.

※ ↔: The whole road will be closed to traffic. →: The direction shown by the arrow will be closed to traffic.
 ⇒: Some lanes will have traffic controls imposed.
 ※ The controlled time is specified only as a guide and subject to change depending on the race situation.

- Some ramps of the Hanshin Expressway will have traffic controls imposed.
 ※ Minatomachi exit will be accessible on the Route 1 - Loop Route and Route 15 (Sakai-bound) of the Hanshin Expressway.
- When you take the Hanshin Expressway, please focus on the controlled ramp and traffic information.

Contact information for inquiries

■ Secretariat of the Osaka Marathon Organization Committee (Traffic Control Contact Desk)

[Tel] 06-6614-2811

[Fax] 06-6614-2855

[PC / Smartphone] <http://www.osaka-marathon.com/>



[Business hours] 10:00 a.m. – 7:00 p.m. (excluding Sat., Sun., and holidays)
 ○ Fri., Oct. 28 and Sat., Oct. 29, 2016/ 9:00 a.m. – 9:00 p.m.
 ○ Sun., Oct. 30, 2016/ 7:00 a.m. – 5:00 p.m.

To ensure the race proceeds safely, we request your cooperation.

Please refrain from using automobiles on the race day. If you drive a car, please use the recommended routes and/or the Hanshin Expressway (partial traffic controls will be imposed).

※ The roads connected to the race course will also have traffic controls imposed. (only in zones adjacent to the race course)

On Sunday, October 30, neither pedestrians nor cyclists will be able to cross the race course. We apologize for the inconvenience and thank you for your cooperation.

